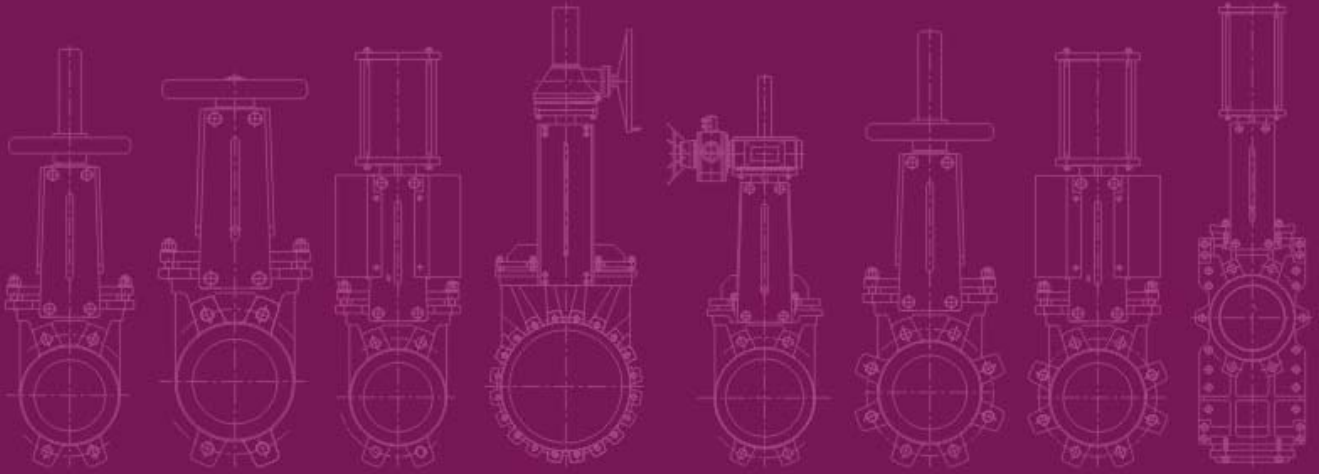





Knife gate valves



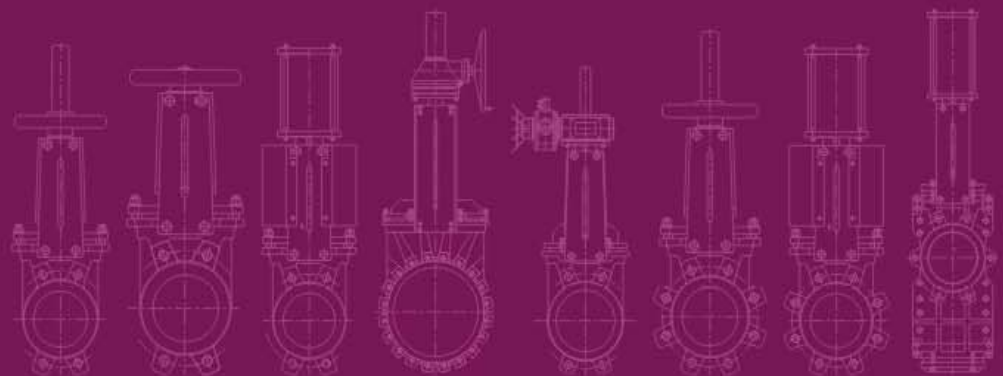


Quality control

Superior raw material used in valve production
Technical team's daily efforts guarantee quality.
Strict system of 100% testing makes sure no
leakage valves to customers.

CONTENTS

Wafer knife gate valves	01
Wafer knife gate valve	02
Knife gate valve (Non rising stem)	03
Pneumatic knife gate valve	04
Bevel gear knife gate valves	05
Electric knife gate valve	06
Lug knife gate valve	07
Lug knife gate valve (Pneumatic)	08
Through conduit knife gate valve	09
Spare Parts / Pressure / Operated type	10
Production technics	11
Maintenance	12-13
Other valves	14



Wafer knife gate valves



- **Protector tube**
- **Support plate**
(Machine pressed + epoxy coated)
- **Position indicator**
- **Packing**
(PTFE + silicone)
- **One piece body**
(Oven baked)
- **Knife**
(Superior machined + polished)
- **Flow arrow**
- **Renewable seat**

Main parts and materials

NO.	Part Name	Ductile iron	CF8M
1	Body	GGG40	ASTMA351 CF8M
2	Gate	X5CrNi189	SS316
3	Retainer ring	X5CrNi189	SS316
4	Sealing ring	EPDM or metal	SS316 or Viton
5	Packing	PTFE+Silicone	PTFE+Silicone
6	Packing gland	GGG40	ASTMA351 CF8M
7	Position indicator	X5CrNi189	SS316
8	Stem	X20Cr13	ASTMA276 316
9	Stem nut	G-CuSn72nPb	ASTMB148 C95200
10	Support plate	St33	SS304

Wafer knife gate valve

Model: K073

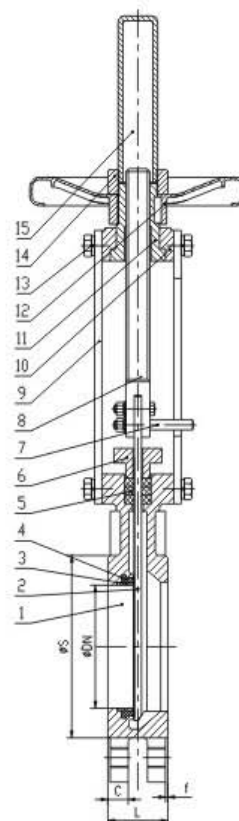
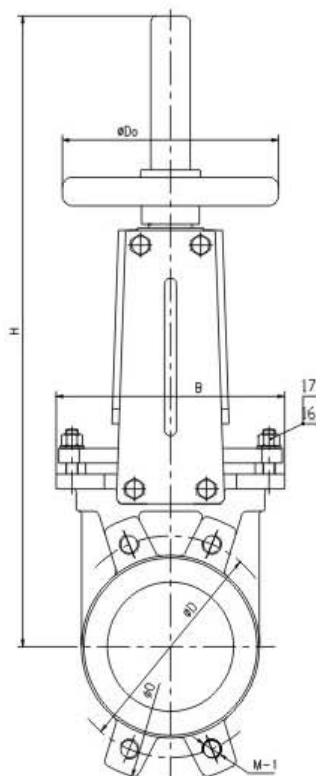
Products Range:

Pressure rate: PN10

Size: DN50-DN400

Body material: Ductile iron, stainless steel, duplex stainless steel

Operated type: Handwheel op.



Main dimensions

DN	L	O	D	S	C	f	M-1	B	H	Do	Weight (KGS)
50	40	165	125	95	16	2	4-M16	136	375	180	7
65	40	185	145	110	16	2	4-M16	151	420	180	8
80	50	200	160	127	17	2	8-M16	170	450	200	11
100	50	220	180	148	17	2	8-M16	190	512	200	12
125	50	250	210	174	17	2	8-M16	212	570	220	15
150	60	285	240	199	21	2	8-M20	230	665	250	21
200	60	340	295	250	21	2	8-M20	286	825	300	29
250	70	395	350	308	24	2	12-M20	338	1000	350	46
300	70	445	400	360	24	2	12-M20	388	1155	350	66
350	96	505	460	416	33	2	16-M20	460	1310	400	92
400	100	565	515	466	35	2	16-M24	520	1475	500	125

Knife gate valve (Non rising stem)

Model: KN073

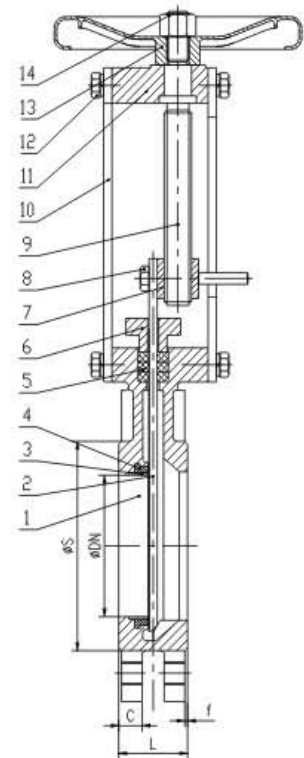
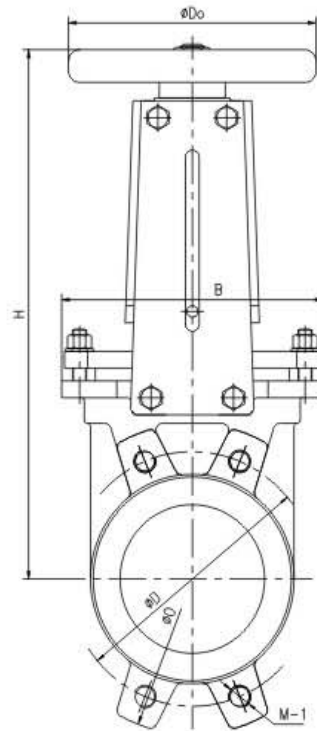
Products Range:

Pressure rate:PN10

Size:DN50-DN400

Body material: Ductile iron , stainless steel , duplex stainless steel

Operated type: Handwheel op .



Main dimensions

DN	L	O	D	S	C	f	M-1	B	H	Do	Weight (KGS)
50	40	165	125	95	16	2	4-M16	136	295	180	7
60	40	185	145	110	16	2	4-M16	151	320	180	8
80	50	200	160	127	17	2	8-M16	170	340	200	10
100	50	220	180	148	17	2	8-M16	190	380	200	12
125	50	250	210	174	17	2	8-M16	212	410	220	15
150	60	285	240	199	21	2	8-M20	230	476	250	21
200	60	340	295	250	21	2	8-M20	286	580	300	30
250	70	395	350	308	24	2	12-M20	338	700	350	45
300	70	445	400	360	24	2	12-M20	388	910	350	61
350	96	505	460	416	33	2	16-M20	460	915	400	90
400	100	565	515	466	35	2	16-M24	520	1050	500	126

Pneumatic knife gate valve

Model: K673

Products Range:

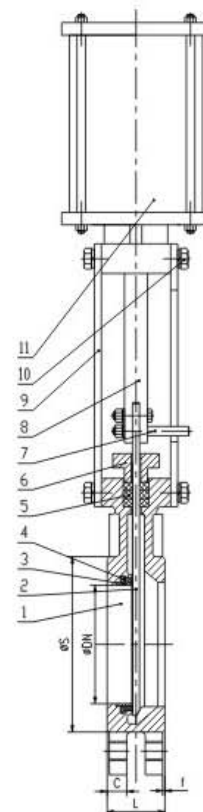
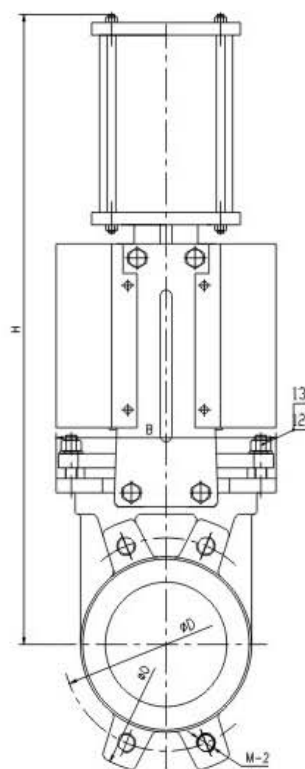
Pressure rate: PN 10

Size: DN50-DN600

Body material: Ductile iron, stainless steel, duplex stainless steel

Operated type: Pneumatic actuator

Cylinder type: Double acting



Main dimensions

DN	L	O	D	S	C	f	M-1	B	H	Weight (KGS)
50	40	165	125	95	16	2	4-M16	136	430	7
65	40	185	145	110	16	2	4-M16	151	460	9
80	50	200	160	127	17	2	8-M16	170	510	12
100	50	220	180	148	17	2	8-M16	190	570	14
125	50	250	210	174	17	2	8-M16	212	660	22
150	60	285	240	199	21	2	8-M20	230	720	25
200	60	340	295	250	21	2	8-M20	286	890	38
250	70	395	350	308	24	2	12-M20	338	1120	65
300	70	445	400	360	24	2	12-M20	388	1230	77
350	96	505	460	416	33	2	16-M20	460	1370	195
400	100	565	515	466	35	2	16-M24	520	1570	240
450	106	615	565	525	36	2	20-M24	585	1720	306
500	110	670	620	584	37	2	20-M24	635	1850	365
600	110	780	725	664	37	2	20-M27	720	2150	420

Bevel gear knife gate valves

Model: K573(Rising stem)/KN573(Non rising stem)

Products Range:

Pressure rate: PN10

Size: DN450-DN1000

Body material: Ductile iron, carbon steel, stainless steel,
duplex stainless steel

Operated type: Bevel gear

Pressures/temperatures

Maximum working pressures

DN 50-250 : 10bar DN 300-450 : 7bar

DN 500-600 : 4bar DN 700-900 : 2bar

DN1000-1200 : 1bar

Maximum working temperatures:

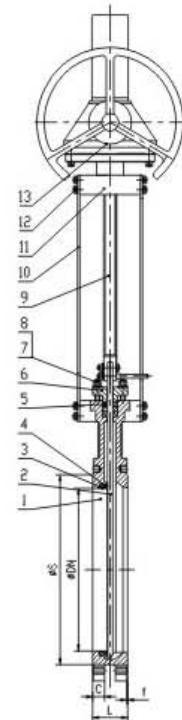
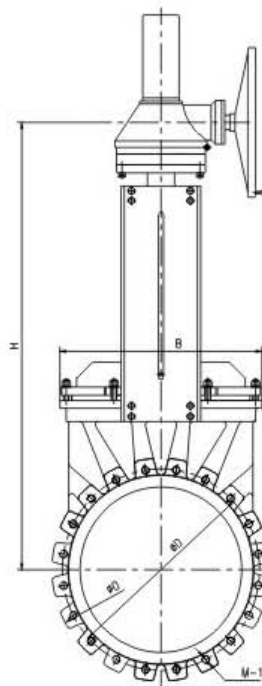
Nitril: 80°C; EPDM: 110°C



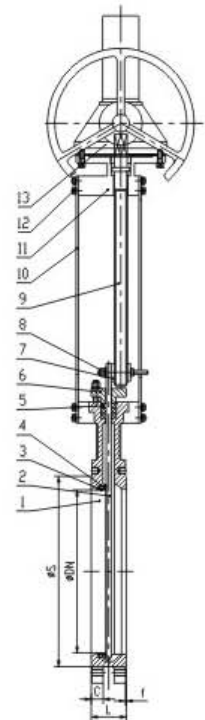
GLK573



GKN573



GLK573



GKN573

Main dimensions

DN	L	O	D	S	C	f	M-1	B	H
450	106	615	565	525	36	2	20-M24	585	1170
500	110	670	620	574	37	2	20-M24	635	1280
600	110	780	725	664	37	2	20-M27	720	1485
700	110	895	840	1070	38	2	24-M27	807	1670
800	110	1015	950	955	38	2	24-M30	922	1880
900	110	1115	1050	955	38	2	28-M30	1030	2120
1000	110	1230	1160	1080	38	2	28-M33	1140	2270

Electric knife gate valve

Model: K973

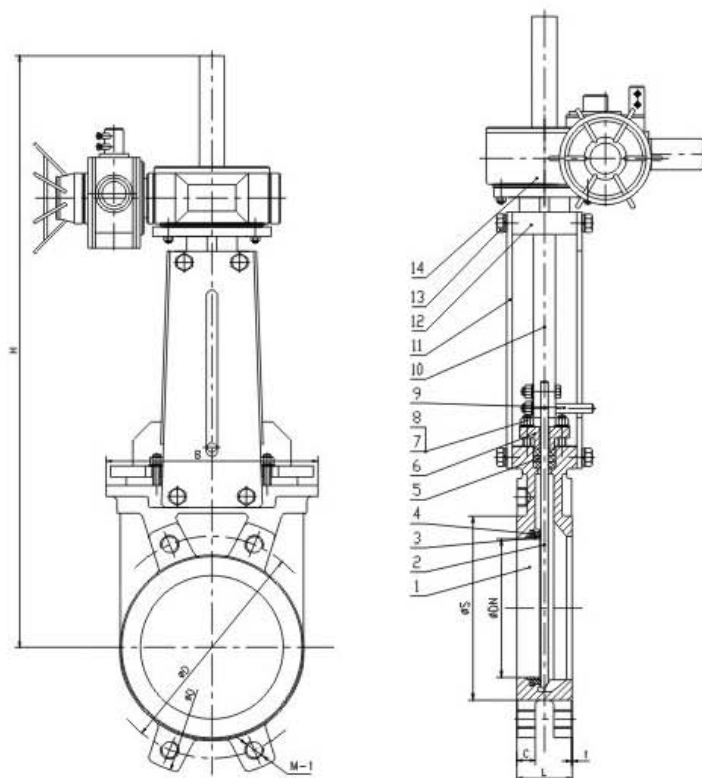
Products Range:

Pressure rate: PN10

Size: DN50-DN1000

Body material: Ductile iron, stainless steel, duplex stainless steel

Operated type: Electric actuator



Main dimensions

DN	L	O	D	S	C	f	M-1	B	H
50	40	165	125	95	16	2	4-M16	136	640
65	40	185	145	110	16	2	4-M16	151	670
80	50	200	160	127	17	2	8-M16	170	695
100	50	220	180	148	17	2	8-M16	190	755
125	50	250	210	174	17	2	8-M16	212	810
150	60	285	240	199	21	2	8-M20	230	875
200	60	340	295	250	21	2	8-M20	286	1010
250	70	395	350	308	24	2	12-M20	338	1125
300	70	445	400	360	24	2	12-M20	388	1280
350	96	505	460	416	33	2	16-M20	460	1410
400	100	565	515	466	35	2	16-M24	520	1560
450	106	615	565	525	36	2	20-M24	585	1730
500	110	670	620	584	37	2	20-M24	635	1850
600	110	780	725	664	37	2	20-M27	720	2125
700	110	895	840	1070	38	2	24-M27	807	2480
800	110	1015	950	955	38	2	24-M30	922	2860
900	110	1115	1050	870	38	2	24-M30	1030	3090
1000	110	1230	1160	760	38	2	24-M27	1140	3315

Lug knife gate valve

Model: KA073

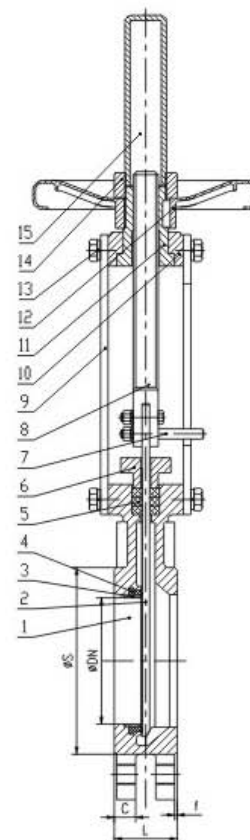
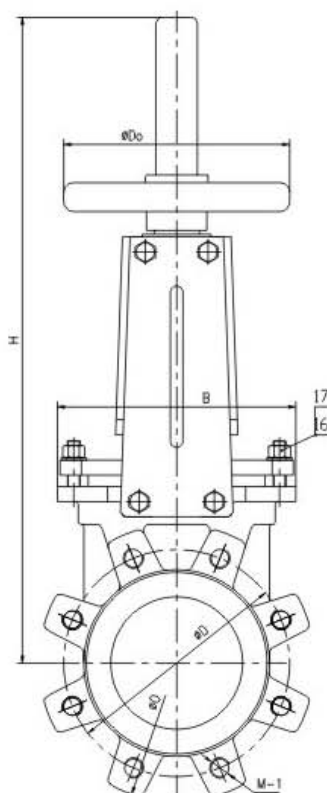
Products Range:

Pressure rate: class 150

Size: 2"-24"

Body material: Ductile iron, carbon steel, stainless steel,
duplex stainless steel

Operated type: Handwheel



Main dimensions

DN	L	O	D	S	C	f	M-(UNC)	B	H	D _o
50	48	152	120.5	95	16	1.6	4-M5/8"-11	136	375	180
65	48	178	139.5	110	16		4-M5/8"-11	151	420	180
80	51	190	152.5	127	17		4-M5/8"-11	170	450	200
100	51	229	190.5	148	17		8-M5/8"-11	190	512	200
125	57	254	216	174	17		8-M3/4"-10	212	570	220
150	57	280	241.5	199	21		8-M3/4"-10	230	665	250
200	70	343	298.5	250	21		8-M3/4"-10	286	825	300
250	70	406	362	308	24		12-M7/8"-9	338	1000	350
300	76	483	432	360	24		12-M7/8"-9	388	1155	350
350	76	533	476	416	33		12-M1"-8	460	1310	400
400	89	597	540	466	35		16-M1"-8	520	1475	500

Lug knife gate valve(Pneumatic)

Model: KA673

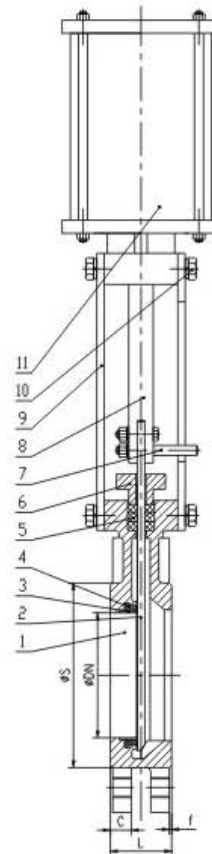
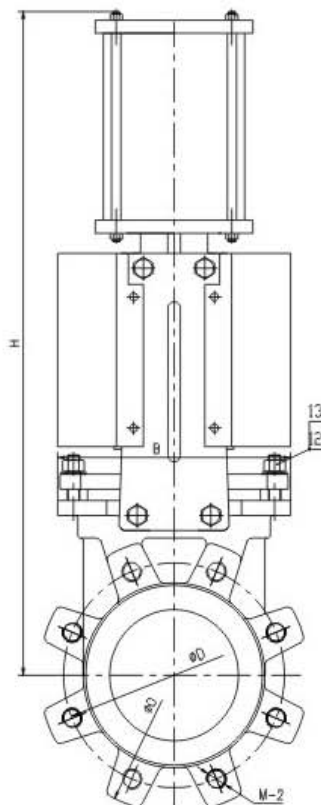
Products Range:

Pressure rate: class 150

Size: 2"-24"

Body material: Ductile iron, carbon steel, stainless steel,
duplex stainless steel

Operated type: Pneumatic actuator



Main dimensions

DN	L	O	D	S	C	f	M- (UNC)	B	H
50	48	152	120.5	95	16	1.6	4-M5/8"-11	136	430
65	48	178	139.5	110	16		4-M5/8"-11	151	460
80	51	190	152.5	127	17		4-M5/8"-11	170	510
100	51	229	190.5	148	17		8-M5/8"-11	190	570
125	57	254	216	174	17		8-M3/4"-10	212	660
150	57	280	241.5	199	21		8-M3/4"-10	230	720
200	70	343	298.5	250	21		8-M3/4"-10	286	890
250	70	406	362	308	24		12-M7/8"-9	338	1120
300	76	483	432	360	24		12-M7/8"-9	388	1230
350	76	533	476	416	33		12-M1"-8	460	1370
400	89	597	540	466	35		16-M1"-8	520	1570
450	89	635	578	525	36		16-M1 1/8"-7	585	1720
500	114	700	635	584	37		20-M1 1/8"-7	635	1850
600	114	813	749.5	664	37		20-M1 1/4"-7	720	2150

Through conduit knife gate valve

Model: TC673

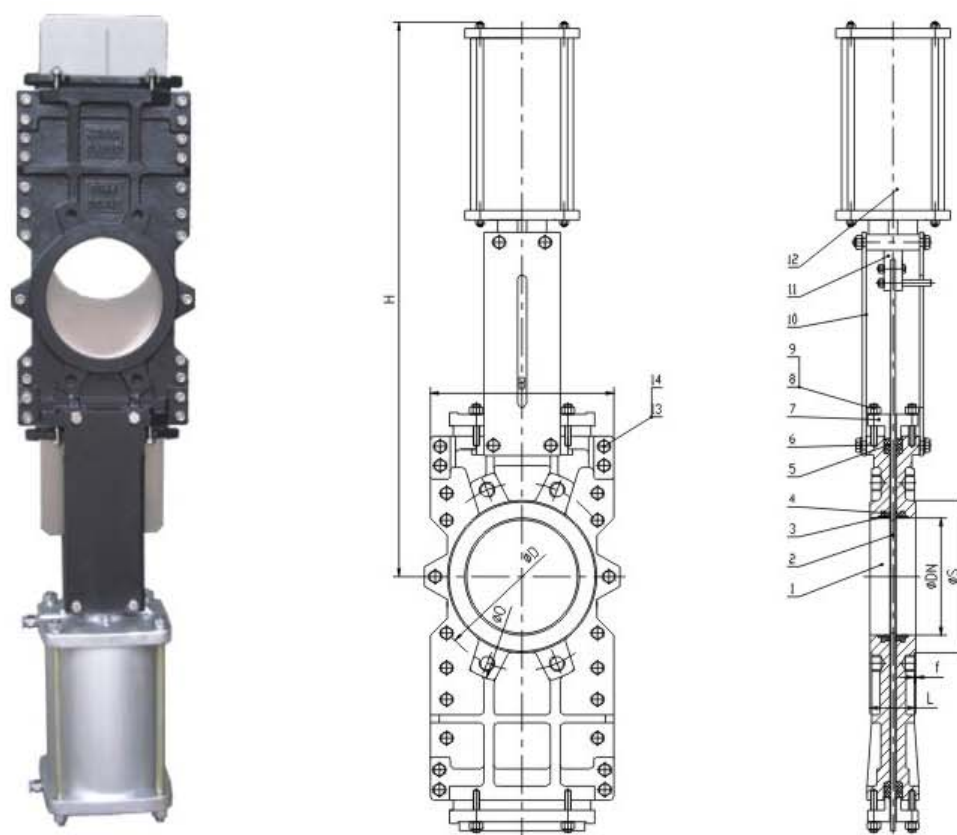
Products Range:

Pressure rate: PN10

Size: DN50-DN400

Body material: Ductile iron, stainless steel, duplex stainless steel

Operated type: Pneumatic actuator. Handwheel op. on request.



Main dimensions

DIN

DN	L	O	D	S	C	f	M-1(UNC)	B	H
150	60	285	240	199	21	2	8-M20	240	950
200	60	340	295	250	21	2	8-M20	295	1150
250	70	395	350	308	24	2	12-M20	375	1320
300	70	445	400	360	24	2	12-M20	420	1550

≥DN350, please inquiry

MSS SP81

DN	L	O	D	S	f	M-1(UNC)	B	H
150	57	280	241.5	199	1.6	8-M3/4"-10	240	950
200	70	343	298.5	250	1.6	8-M3/4"-10	295	1150
250	70	406	362	308	1.6	12-M7/8"-9	375	1320
300	76	483	432	360	1.6	12-M7/8"-9	420	1550

≥DN350, please inquiry

Spare Parts / Pressure / Operated type

Optional spare parts

Body material

- Ductile iron
- Stainless steel
- Duplex stainless steel

Gate material

- SS304
- SS316



Optional pressure rate

- 10 bar
- 150 lbs

Seat material

- Metal
- EPDM
- Nitril
- Viton
- Silicone



Optional operated type

- Handwheel
- Handwheel non rising stem
- Double acting pneumatic actuator
- Single acting pneumatic actuator
- Gear box actuator
- Electric actuator
- Bare shaft

Production technics

High quality gate



Sand blasting&surface coating



Cylinder



DN50-DN300



DN350-DN600

Maintenance

Replacement of packing

Take old packing out

Put 3 layers of packing in the palce

Note that each joint of the packing should be in different places



Replacement of valve seat

A. Unscrewed packing gland and remove the gate



B. Remove retainer ring



Maintenance

C. Take the old EPDM ring out and clean it's place



D. Put new EPDM ring in the place



E. Put retainer on the EPDM ring



F. Put gate back and packing in valve body



G. Assemble the packing gland and tighten the screw



Other valves

NSV VALVE

Providing Industrial Valves Solutions Around The World!

[Http://www.nsvvalve.com](http://www.nsvvalve.com)

API 600 valves (Gate/Globe/Check)

Pressure rate: Class 150-1500

Size: 2"-48"

Body: Carbon steel, cryogenic, stainless steel



Flange ends



Butt welded

NSV VALVE

Providing Industrial Valves Solutions Around The World!

[Http://www.nsvvalve.com](http://www.nsvvalve.com)

Butterfly valves

Pressure rate: Class 150-300/PN10-PN40

Size: 2"-56"

Body: Cast iron, ductile iron, carbon steel, stainless steel



Wafer type



Lug type



Flange ends



Butt welded